

# ORA ALGO

## Copy Trading Setup Guide

HF Markets — Step-by-Step Instructions

Partner Code: 30419514

ORA ALGO Cent Account Strategy ID: 78073162 (balance under \$100)

ORA ALGO Fast S Strategy ID : 35486883 (balance \$100+)

ORA ALGO PRO Standard Strategy ID: 35484318 (balance \$200+)

## Step 1 Register Your Account

Open a new live account on HF Markets

Click the link below to open your HF Markets account. Using this referral link ensures the partner code is applied automatically.

<https://register.hfm.com/sv/en/new-live-account/?refid=30419514>

HF MARKETS  
OFFICIAL PARTNER OF ARSENAL FC

Register your account today!

Already have an account? [Login](#)

Country of Residence ⓘ

Sri Lanka

Email or Phone number

Password

Continue

or

Continue with Google

Continue with Apple

By clicking 'continue,' you confirm that you are over 18 years old and acknowledge that you have read and

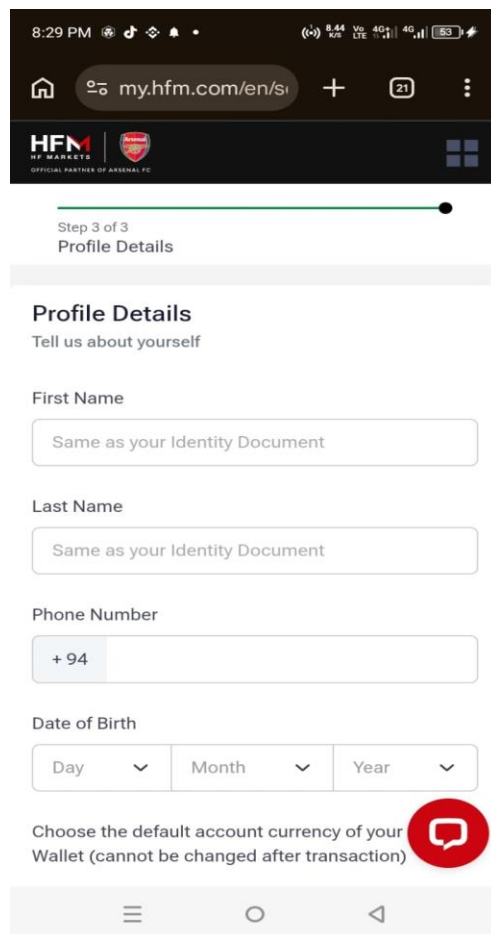
**Tip:** If a partner code field appears during registration, enter 30419514 manually.

## Step 2 Enter Your Details

Fill in the registration form

Complete all required personal information and proceed to the next step. You will need to provide:

- Full legal name
- Email address
- Phone number
- Date of Birth
- Country of residence



The screenshot shows the mobile app interface for HFM Markets. At the top, the status bar displays the time as 8:29 PM, battery level at 53%, and signal strength. The browser address bar shows the URL my.hfm.com/en/si. Below the browser bar is the HFM logo and the text 'OFFICIAL PARTNER OF ARSENAL FC'. A progress indicator shows 'Step 3 of 3' with a green line and a black dot. The main heading is 'Profile Details' with the subtext 'Tell us about yourself'. The form contains several input fields: 'First Name' and 'Last Name' both with the placeholder text 'Same as your Identity Document'; 'Phone Number' with a dropdown menu showing '+94'; and 'Date of Birth' with three dropdown menus for 'Day', 'Month', and 'Year'. At the bottom, there is a text prompt: 'Choose the default account currency of your Wallet (cannot be changed after transaction)' next to a red speech bubble icon. The bottom navigation bar shows three icons: a hamburger menu, a circle, and a left arrow.

## Step 3 Complete Verification

*Upload your identity documents*

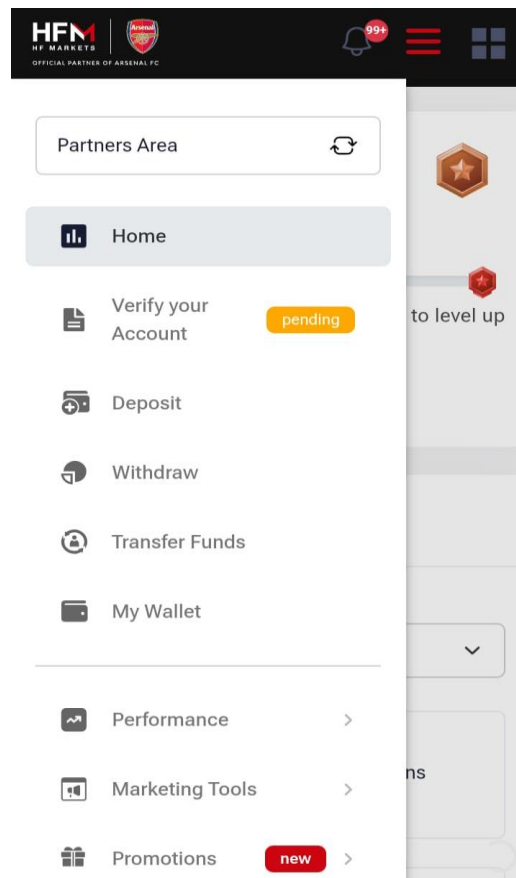
Address verification is required. You must upload two documents:

**Document 1:** Back side of your National ID

**Document 2:** Front side of your Driving License

**Requirement:** Your address must be clearly visible on both documents

Same Document can upload both ID and Address Verification

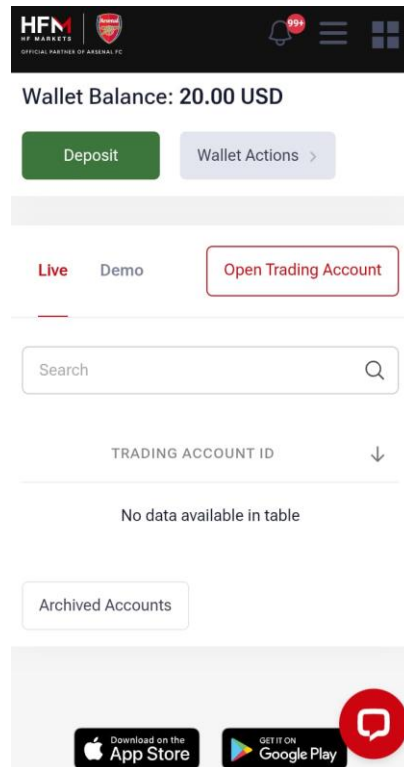


## Step 4 Deposit Funds to My Wallet

Add money using your preferred payment method

The following deposit methods are supported:

- Binance Pay (recommended)
- BitPay
- Skrill
- Neteller
- Bank Transfer and other methods



**Tip:** Binance is the easiest option for both deposits and withdrawals. Your account type (Cent or Standard) depends on your deposit amount.

**Cent Account:** Balance under \$100

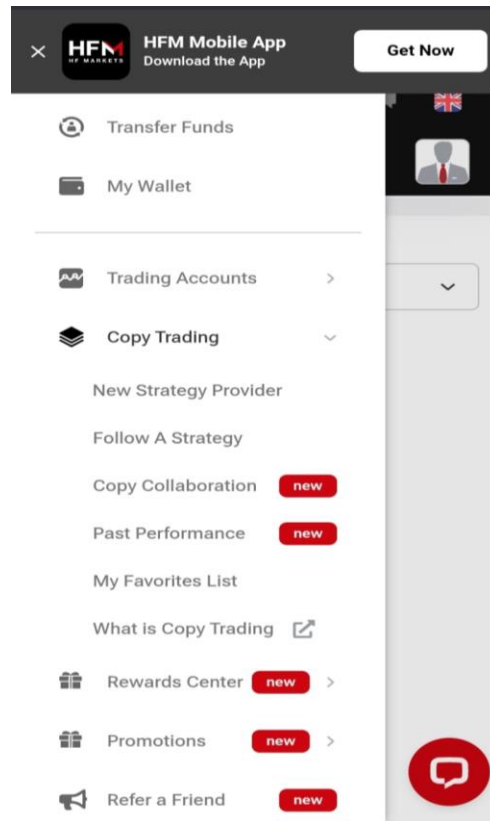
**ORA ALGO Fast Account:** Balance \$100 or above

**ORA ALGO PRO Account:** Balance \$200 or above

## Step 5 Start Copy Trading

Follow the ORAALGO strategy in the app

In the HF Markets app, navigate to Copy Trading → Follow a Strategy → All Strategies. Search using the code for your account type:



**ORA ALGO Cent Account:** Search 78073162 or type [ORA ALGO](#)  
**ORA ALGO PRO Account:** Search 35484318 or type [ORA ALGO PRO](#)  
**ORA ALGO Fast Account:** Search **35486883** or type [ORA ALGO FAST](#)

After selecting the strategy, tap Follow and configure your settings:

- USC Amount — convert your USD balance (e.g. \$20 = 2000 USC)
- Volume Allocation — set to 100%
- Rescue Level — set to 0%

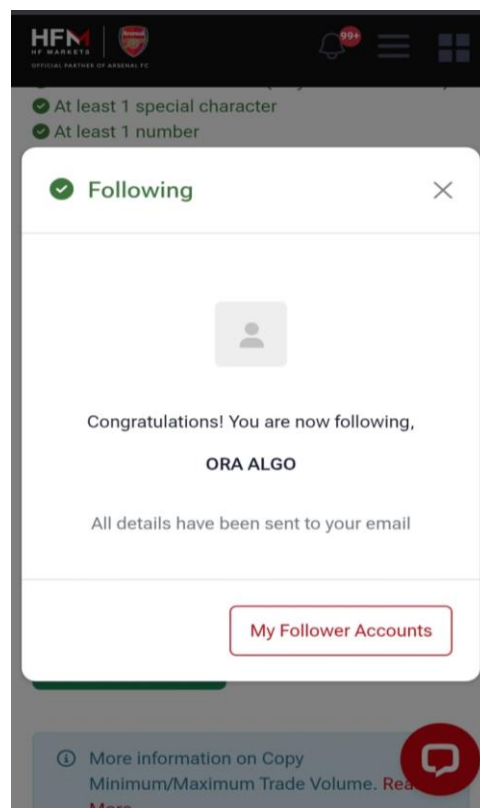
**Tip:** Standard account holders (\$100+) may also follow the PRO or Fast methods by searching ORAALGO and selecting a preferred strategy.

## Step 6 Confirm & Activate

Enter your password and go live

- Enter the trading account password you created when opening your account,
- Add Partner code: enter **30419514** manually. then tap Add.

**Confirmation:** A success message will appear confirming you are now following the ORAALGO strategy.



### Congratulations & Welcome to ORAALGO Copy Trading!

You have successfully started following the strategy. Thank you for your trust and support — it truly means a lot!